



Notice of meeting of

Economic Development Partnership Board

To: Councillors Steve Galloway (Chair), Kirk (Vice-Chair), Holvey, Jamieson-Ball, Morley, Merrett, Blanchard, and D'Agorne

Mr Andrew Scott (First Stop York Tourism Partnership), Mr Brian Anderson (Trades Unions), Mr Len Cruddas (Chamber of Commerce), Mr Mike Galloway (Education/Lifelong Learning Partnership), Mr Kevin Moss (Finance Sector), Prof Tony Robards (University Of York), Mr Mark Sessions (Manufacturing Sector) and Mr Don Stewart (Yorkshire Forward)

Date: Tuesday, 20 June 2006

Time: 6.00 pm

Venue: Guildhall

AGENDA

1. Introductions & Apologies

2. Declarations of Interest

At this point, Members are asked to declare any personal or prejudicial interests they may have in the business on this agenda.

3. Minutes

(Pages 1 - 8)

To approve and sign the minutes of the meeting held on 14 March 2006.

4. Public Participation

At this point in the meeting members of the public who have registered their wish to speak regarding an item on the agenda or an issue within the Board's remit can do so. Anyone who wishes to register or requires further information is requested to contact the Democracy Officer on the contact details listed at the foot of this agenda. The deadline for registering is Monday 19 June 2006 at 10.00am.

5. Sub-regional Investment Plan (Pages 9 - 16)

This report outlines the current position in producing a revised Sub-Regional Investment Plan (SRIP) by December 2006, allowing the Board (representing the Local Strategic Partnership) to comment on key issues emerging from The Strategic Economic Assessment of the York & North Yorkshire Sub-Region, and The Strategic Framework for the Sub-Regional Investment Plan.

6. Science City York: Future Direction (Pages 17 - 32)

This report provides the Board with information on current and future plans for the development of Science City York (SCY) which has been a key part of the city's economic strategy for the last 8 years. The Board is invited to provide their input and comments, particularly the wider economic perspective in taking forward this work through the Science City York Strategy Board.

7. Progress On Key Issues (Pages 33 - 48)

This report picks up on any matters arising from the last meeting of the Board and briefs Board members on issues/progress in other areas of economic development activity.

8. Any other business which the Chair decides is urgent under the Local Government Act 1972.

Democracy Officer:

Name: Tracy Johnson

Contact details:

- Telephone – (01904) 551031
- E-mail – tracy.johnson@york.gov.uk

For more information about any of the following please contact the Democracy Officer responsible for servicing this meeting.

- Registering to speak
- Business of the meeting
- Any special arrangements
- Copies of reports

This page is intentionally left blank

City of York Council

Minutes

MEETING ECONOMIC DEVELOPMENT BOARD

DATE TUESDAY 14 MARCH 2006

PRESENT: COUNCILLORS S F GALLOWAY (Chair),
BLANCHARD, D'AGORNE, KIRK, MERRETT AND
WALLER (Substitute for Cllr Jamieson-Ball)

LEN CRUDDAS – CHAMBER OF COMMERCE
PROF T ROBARDS – UNIVERSITY OF YORK
ANDREW SCOTT – FIRST STOP YORK TOURISM

APOLOGIES: COUNCILLOR JAMIESON-BALL
KEVIN MOSS – NORWICH UNION
MARK SESSIONS – MANUFACTURING SECTOR

15. DECLARATIONS OF INTEREST

The following personal non-prejudicial interests were declared: Councillor D'Agorne is employed by York College; Cllr Waller is employed by GNER and Cllr Blanchard is a member and financial sponsor of the Chamber of Commerce.

16. PUBLIC PARTICIPATION

It was reported that there were no registrations to speak under the Council's Public Participation Scheme.

17. MINUTES

RESOLVED: That the minutes of the meetings held on 21 June and 27 September 2005 be agreed and signed by the Chair as a correct record.

18. MEMBERSHIP

The Chair reported that Stuart Kay and Brian Littlejohn, members of the Board, would be unable to continue their membership owing to work commitments. It was reported that Kevin Moss from Norwich Union would be replacing Stuart Kay as the finance sector representative.

RESOLVED: That Brian Littlejohn and Stuart Kay be thanked for all their work whilst members of the Economic Development Board, with particular acknowledgement of the work of Brian Littlejohn through chairing the City Centre Partnership Board and providing leadership within the retail sector.

19. WITHOUT WALLS “THRIVING CITY” THEME – REVISED HIGH LEVEL MEASURES

This report put forward proposals for new high level performance indicators for the Board to consider in its lead role for the Thriving City Theme. This followed the desire to identify more relevant high level measures within the Thriving City Theme of the Community Plan, as identified by the Without Walls Board and at an earlier Economic Board meeting.

It was reported that the current set of high level measures had been agreed when the Community Plan was produced in 2004. Officers were now considering revised and more appropriate measures in conjunction with recent Audit Commission guidance on possible economic development indicators.

The following points were made:

- There was a need to keep the existing measure relating to proportion of people of working age in employment
- Officers asked to consider possible measures relating to skills attainment levels and the retention of graduates, and the adverse impact of fuel prices on poverty and on the local economy
- Affordability of housing was also an issue for employers

Officers confirmed that they would examine

- Whether the ratio of average earnings to average house prices was used as a measure elsewhere and the possibility of using this for York
- In relation to proposal “8ii) Skills and attainment levels within the workforce” the possibility of including vocational training in this measure
- The inclusion of possible measures relating to sustainability, reducing the eco footprint and its effect on businesses.
- The UK Cities report prepared by the ODPM which was highly relevant and would be used to support the measures

RESOLVED:

	<p>That the Board support the revised high level measures listed in the report for submission to the Without Walls Board subject to the addition of the following measure and Officers consideration of the further points raised above</p> <ul style="list-style-type: none">• Proportion of people of working age in employment.
--	--

20. ECONOMIC DEVELOPMENT PROGRAMME 2006/07

The Board considered a report and draft Economic Development programme, which set out key issues, priorities and actions for 2006/07.

It was explained that the wider strategic framework for the Council's economic development programme was provided by the "Thriving City" theme within the Community Plan for 2004-2014 for which the Economic Development Board had lead responsibility.

The following issues were raised at the meeting:

- Although the Council had the York Eco Depot (a model sustainable depot) there was nothing in the programme to encourage other employers to incorporate renewable energy sources into their businesses.
- Organisations who developed sustainable buildings receive NDR rebates
- Skills gap relating to technical expertise in installing energy saving equipment
- Under key actions 1-5 it was agreed to include a PI relating to Number of jobs going to York residents
- Survey of workforce generally
- Use of imported workforce
- Measure of emigration

RESOLVED:

	That the Economic Development Programme for 2006/07 be approved subject to the addition of the following:
•	Under key actions 1-5 the inclusion of a PI relating to Number of jobs going to York residents

21. YORKSHIRE FORWARD/CITY OF YORK COUNCIL RELATIONSHIP

Members considered a report which asked for comments and advice on the key issues and opportunities that might be pursued with Tim Riordan, the new Chief Executive of Yorkshire Forward. Tim had written to David Atkinson expressing his desire to explore how the Council and Yorkshire Forward could work more closely together in taking forward the revised Regional Economic Strategy (RES).

Officers confirmed that the context for this dialogue with Yorkshire Forward was the revised Regional Economic Strategy and the focus on "places" contained within it. Yorkshire Forward's intention, through joint working, was to articulate clearly what the RES meant for each local authority area.

Members understand that Yorkshire Forward were short of North Yorkshire members on the Board so any comments or advice would be useful.

The following points were made:

- Premises and development land – ties in with others in the list but some outside our area
- Image – what can we do to make the city more special
- An important issue for York and its future prosperity was transport links to Leeds/Bradford Airport etc
- Need for the region to adopt the eco-footprint principle and engage with Science Cities
- A commitment to attending meetings
- Require investment in Cities success arising out of the UK Cities report
- Questions regarding the Authority's procurement policy and the opportunity to explore the potential to alert local businesses to tendering/procurement opportunities offered by the Council

RESOLVED:

i)	That the issues and areas of activity outlined in the report be used as a basis for discussion at the meeting with Tom Riordan, Chief Executive, Yorkshire Forward
ii)	That Officers explore options for alerting local businesses tendering/procurement opportunities through the Councils Procurement Policy.

22. YORK CHRISTMAS LIGHTS

The Board considered a report which reviewed the current status of Christmas Lights in York city centre and provided options on ways forward for 2006 and the future. The report had been produced in conjunction with the Christmas Lights Group that had overseen the provision of lights in past years.

Officers confirmed that it was becoming increasingly difficult each year to obtain funding for the Christmas Lights, which were seen as important in providing the city centre with a festive atmosphere at a time of year when retailers expected their highest turnover levels.

Members considered the following options

- A Funding the existing cross street lighting through sponsorship campaign
- B Traditional cross street lighting, through a new trader-led approach with the lights handed over to the traders
- C A single, innovative lighting installation timed for Christmas
- D Combining B and C

- E No lights and no special lighting installation
- F Other lighting alternatives that would still provide Christmas decoration (to include with any of the above)

The following points were made:

- There was no pattern to the way in which other local authorities funded their Christmas lights.
- Lack of funds may result in the City being unable to erect the cross street lighting in Coney Street.
- It is possible through a street by street approach to ask traders for support for the erection of the cross street lighting or the appointment of Champions for each street
- The Chamber of Commerce has insufficient resources to support the provision of lights as the City was only a small part of the geographical area covered by the Chamber
- There was a need for the City Centre Partnership to get involved and lead on future fund raising for the provision of Christmas lights (though the Board had resolved not to do this)
- Need to obtain the support of the Evening Press

RESOLVED:

i)	That Officers explore option C to provide a single, innovative light installation timed for Christmas.
ii)	That retailers through the current Christmas Lights Group be advised of the unit costs involved in the installation of cross street lighting for Christmas 2006 on a street by street basis and that they be offered the opportunity to fund and erect the lights themselves.

23. PROGRESS ON KEY ISSUES

Consideration was given to the report on key areas of the Economic Development Programme where there had been significant progress or new developments since the last meeting in September. Areas covered included Science City York, Heslington East Inquiry, Tourism, Future Prospects, City Centre Partnership and the regional agenda.

Members commented that the cold spring and late Easter may have had an effect on York visitor numbers and attendance at visitor attractions but that it was too early to confirm details. It was reported that there were to be new attractions in York during the summer including the Flying Scotsman Story at the Railway Museum and a new archaeological attraction, "Dig" which it was hoped would help increase visitor numbers.

Science City York

An update on funding secured to implement enhancement of Science City activity in York and the region over the next four years. Updates also on

key performance targets, progress on the development of an Innovation 'road map' for Key Cities and the co-ordination of on going national policy development priorities for the six National Science Cities. A review of skills requirements by Science City York employers had been undertaken, which would influence activity in 2006/07.

Heslington East Inquiry

It was reported that the planning application relating to the expansion of the University had been called to a public inquiry, which was due to start in late April. Consultants had been appointed to put forward Science City York's endorsement of the University's expansion plans.

Tourism

It was noted that work was advancing on tourism delivery structures with the development of six Area Tourism Partnerships (ATP's), in the region the one for York being based on the First Stop York tourism partnership. The Station Visitor Information Centre (VIC) refurbishment had been completed and work on a feasibility study for a new city centre facility was on target for the end of April. Details had been received of increasing visitor numbers to York over the Christmas 2005 period and of a series of public art installations, which had boosted the York economy. There had been progress on the development of 16 interpretive panels around the City Walls and an 18% increase in visits to attractions over the Residents First Weekend during 28-29 January 2006. Details were also given of important marketing initiatives undertaken by the York Tourism Bureau and details of hotel occupancy figures and visits to attractions were set out in Annexes to the report.

Future Prospects

It was noted that Future Prospects had produced their update for the first six months of activity in the current financial year giving details of contacts etc.

In answer to Members questions Officers agreed to check the level of out reach work and as to what effect this had on the figures.

City Centre Partnership

It was noted that following the appointment of the new Chief Executive in October 2005 it was hoped to have the Business Plan in place by the end of March 2006.

Regional Agenda

Leeds City Region

It was reported that governance issues were currently being debated at Chief Executive and Leader level.

Key Cities

It was reported that this concept had now been revised within the new Regional Economic Strategy to focus more on a wider group of "major urban centres" and to place more emphasis on the City Region approach.

RESOLVED:

	That the up dates on the above key areas of the Economic Development Programme are noted.
--	---

S F GALLOWAY
CHAIR

The meeting started at 6.00 pm and finished at 7.35 pm.

This page is intentionally left blank



Economic Development Partnership Board

20 June 2006

Report of the Director of City Strategy

Sub-regional Investment Plan

Summary

1. The report outlines the current position in producing a revised Sub-Regional Investment Plan (SRIP) by December 2006, allowing the Board (representing the Local Strategic Partnership) to comment on key issues emerging from two areas of work:
 - * The Strategic Economic Assessment of the York & North Yorkshire Sub-Region.
 - * The strategic framework for the Sub-Regional Investment Plan.

Background

2. The current, agreed, Sub-Regional Investment Plan runs to March 2009 and, for York and the wider York area, includes major investment priorities such as York Central, Science City York, tourism investment (related to the new Area Tourism Partnerships), and the City Centre. The fifth major investment priority for York, Heslington East, was a priority in the SRIP but funding came from regional resources. This also was the case for Visitor Information Centre investment. In future an integrated approach will be taken.
3. Yorkshire Forward have decided to review SRIPs in the year following the review of the Regional Economic Strategy (RES). The RES was reviewed in 2005. There is a general desire to produce a 'Better SRIP' moving towards commissioning a smaller number of investment programmes (rather than a larger number of individual projects). While the York & North Yorkshire SRIP has always provided a broad rationale/framework for the projects that it contains, the view within the sub-region is that the Plan needs to be more strategic and focused in identifying priorities – and where intervention and/or “transformational” action should be focused.
4. So far, work on producing a revised SRIP has focused on undertaking a Strategic Economic Assessment – from which the priorities for investment should emerge – and, in parallel, producing an overall strategic framework/vision for the whole of the sub-region. This work is being coordinated through Jonathan French at the York & North Yorkshire Partnership Unit who has provided the papers in the two Annexes as prompts for discussion on these two issues.
5. The work on both the Strategic Economic Assessment and the overall strategic framework are both due to be brought to a conclusion by the end of July, allowing the Economic Development Board to make a timely influence.

6. Strategic Economic Assessment (SEA)

Annex A provides a summary of the key issues emerging from the assessment. Consultants EKOS have been appointed to assist in the completion of the SEA and a second iteration is due to be finalised by the end of June.

Key issues that the Board might focus on include:

- * York's importance within the sub-region as an economic driver well beyond the city's boundaries (indeed beyond the sub-region).
- * What principles might influence the nature of York's interplay with other parts of the sub-region.
- * Science City York's role in the sub-region (and with the Leeds City Region and region).
- * York's tourism and cultural role, working with the Dales and Moors/Coast areas – and areas outside the sub-region.
- * The building blocks for York investment priorities: Science City, tourism/culture, City Centre renaissance, York Central and the University. Are these still appropriate?
- * What balance is appropriate in the SRIP between spatial priorities (e.g. the York economy) and broad themes across the whole of the sub-region.

The Board's views on these and other issues raised in Annex A are invited – to be fed into the EKOS work and the finalisation of the SEA.

7. Overall economic strategy for the sub-region.

Work so far, involving the multi-agency Partnership Executive, has focused on identifying a number of key statements that could form the basis of a future strategic framework. This has so far proved to be difficult, possibly because of the scale/diversity of the sub-region and the strong spatial dimensions (e.g. York) that exist.

Annex B outlines the current stage that has been reached in this process. Key issues that the Board might consider include:

- * The value of this approach in defining priorities for investment – i.e. where transformational change can be achieved.
- * The relevance of the thoughts that are emerging – both to York and to the sub-region.
- * Do the emerging themes adequately reflect York's priorities.
- * Do the themes provide an adequate basis for determining how resources should be focused in the future.
- * Additional thoughts on the issues that ought to be incorporated in the strategic framework.

The Board's comments on these and other issues raised in Annex B are invited – to be fed into the continuing work on the strategy.

Consultation/Options and Analysis

8. The Board's discussion of these issues forms part of the consideration of options for the SRIP review – further analysis will take place within the sub-regional SRIP process.

York Corporate and LSP Objectives

9. York's economic priorities are firmly embedded within the Council's corporate objectives and the Without Walls initiative.

- * The "Thriving City" theme of the WOW Community Plan has the following strategic objective:

"To support the progress and success of York's existing businesses and to encourage new enterprises in order to maintain a prosperous and flourishing economy that will sustain high employment rates."

- * The Council's corporate objective 3 – "strengthening York's economy", sets out the following strategic objectives:

- Generate business growth and start-ups in science, creative tourism and other key business sectors to protect existing jobs and provide higher quality, sustainable and higher paid jobs.
- Attract investment to strengthen the city's high growth sectors and generate quality jobs.
- Promote pride in the city, high quality services and products, and safe/fair practices among York businesses.
- Create a vibrant city centre through a proactive partnership approach to visitor management and by increasing investment.
- Ensure that the University and other higher education providers contribute to business growth and generate quality jobs and underpin skills-training opportunities for local people.
- Collaborate with regional and sub-regional partners in providing a complementary approach to infrastructure provision, including new/improved transport/communication links, to generate new business activity and jobs.
- Support residents into learning and work, and improve skill levels in key areas of the economy.

10. This highly-focused approach – identifying key priorities that have generated real economic change in the city – needs to be reflected in the sub-regional strategy and eventual SRIP if York's full potential is to be realised (sustaining York's economic success and maximising its influence across a wider area). The Board can reflect these priorities in responding and making an input.

Implications

11. There are currently no Financial, HR, Equalities, Legal, Crime and Disorder, IT, Property, or Other implications. Implications for York – and for current areas of

activity - can be assessed as the strategy and future SRIP emerges. Reports will be brought to future meetings of the Board.

Risk Management

12. It is expected that existing commitments and contractual arrangements within the existing SRIP will continue, and that the two SRIPs will run in parallel from April 2007. The review opens up opportunities to focus resources on key areas: additional funding/investment in the tourism/cultural area for example could result from this process. Also, extended funding for the City Centre Business Improvement District from April 2008, and for Science City from April 2009 could emerge. Long-term funding for York Central also needs to feature in the revised plan.

In compliance with the Councils risk management strategy the main risks that have been identified in this report are those which could lead to the inability to meet business objectives (Strategic) and to deliver services (Operational) and failure to meet stakeholders' expectations (Governance).

Measured in terms of impact and likelihood, the risk score all risks has been assessed at less than 16. This means that at this point the risks need only to be monitored as they do not provide a real threat to the achievement of the objectives of this report.

Recommendations

13. The Board is asked to respond to the issues and provide comments/input that can be incorporated within the sub-regional process.

Reason: to assist in meeting Council and LSP objectives.

Contact Details

Author:

Tony Bennett
Assistant Director Economic
Development
Phone No: 01904 554420

Jonathan French
York & North Yorkshire Partnership
Unit
Phone No: 01904 477974

Chief Officer Responsible for the report:

Bill Woolley
Director of City Strategy

Report Approved**Date** 5 June 2006**Specialist Implications Officers: None****Wards Affected:** *List wards or tick box to indicate all***All** **For further information please contact the author of the report****Background Papers:** Held in file ECON15A at the Economic Development Unit**Annexes -**

Annex A – Strategic Economic Assessment
Annex B – Towards an Economic Strategy for York and North Yorkshire

Strategic Economic Assessment

The following are some headline issues from the Strategic Economic Assessment (SEA).

- The Regional Economic Strategy emphasises supporting business start up, fostering competitive businesses, developing skills and connecting people to jobs, the importance of transport and infrastructure and finally stronger communities. It does place greater emphasis on 'place' as a key component of economic success
- The Regional Spatial Strategy is especially important for us as we divide into five sub-areas, Leeds City Region, York area, coast, Vales and Tees links and the Coast. Each has its own economic objectives.
- Many parts of the sub region are economically successful in terms of the North but perhaps are only at average levels against national comparators. Other areas especially the coast and remoter rural areas under perform.
- There is a mixed pattern on firm formation and enterprise across the sub region. Harrogate and Ryedale have had high levels of firm formation and forecasts on starting business are good. The forecasts in York are also good although the City has historically had a lower rate of firm formation. Craven and Hambleton have a good historic record but forecasts do not suggest this will continue. Selby is in a similar position. Scarborough has a poor record on firm formation and this is expected to continue. Richmondshire takes an average position.
- Overall business performance varies between sectors and areas. We are well represented in some growth areas in digital and science based but this is concentrated around York and the Leeds city region. Tourists are getting older and spending less. Our business strengths are diverse and only partially relate to regional clusters.
- The skill levels of our workforce are average whilst our educational attainment levels are high. The opportunities for young people are limited.
- Our main area of deprivation is Scarborough Town.
- The sub region may be well placed to develop environmental technologies and new sources of renewable energy.
- There are strong spatial differences across the sub region with areas of growth, areas where development is constrained and areas where there is significant market failure.
- Culture appears to offer significant potential for the future.

In respect of York the following issues were highlighted

- York is forecast a significant increase of 5% in its labour force over the next 10 years.
- Predicted GVA growth outlines a 26% increase over the next 10 years which is relatively low.
- Productivity levels within York are high, above the sub regional average and are forecast to continue to remain so.
- York's employment rate is in line with the York and North Yorkshire average.
- However forecasts in employment show a 4.7% increase in employment.
- There are localised concentrations of deprivation within the city.
- York has one of the lowest average household incomes across the sub region at £26,978.
- The Regional Spatial Strategy identifies that the City is the key component of the York sub area, which includes Malton and Selby, but also has an overlapping relationship with the Leeds City region.

From the initial work on the SEA a 'First Thoughts' paper was prepared to promote discussion with partners. It suggested some areas of debate for the City of York as follows.

- The Regional Spatial Strategy suggests that the City, as part of the York sub area, will be the major growth point for the Leeds city region up to 2016. There after growth might concentrate in the Selby area. Are these implications fully understood?

- Is there a case for a 20 year plan for the York Sub Area showing what investment is required to enable York and Selby meet the growth requirements of the region? What do we need to understand further about the relationship between York and its intermediate hinterland including Selby and Malton?
- Can the City substantially increase the historically low levels of firm formation and convert the high levels of enterprise aspiration in York into new businesses?
- The success in York on innovation and links to Universities has considerable further potential to develop. What form should that take? How will Bioscience work be taken forward? How can the City's other strengths in key clusters be developed.?
- How could we build job opportunities on the back of research strengths in environmental and healthcare technologies?
- The 6 national Science Cities are working on a joint agenda for action that will be submitted to next Comprehensive Spending Review. How might Science City York change as it takes on this wider, national role? Likewise what is its role within the Northern Way?
- What is required to secure the investment in the University of York's expansion and how can the benefits of that investment be spread widely?
- Will the Area Tourism Plan address the need to increase visitor spend, enhance the tourism product and sustain the industry in a more competitive environment? Is developing culture central to those plans and will they contributing to a more dynamic image?
- Is the LSP taking up the challenges on skills and social inclusion issues faced by the City? Can the low level of incomes be increased?
- Is there a case for public sector investment in the City centre? Is the case for support for York Central still strong?

TOWARDS AN ECONOMIC STRATEGY FOR YORK & NORTH YORKSHIRE

This paper sets out some of the key ideas that have been developed to date to provide the basis for an economic strategy for the sub-region. It considers the

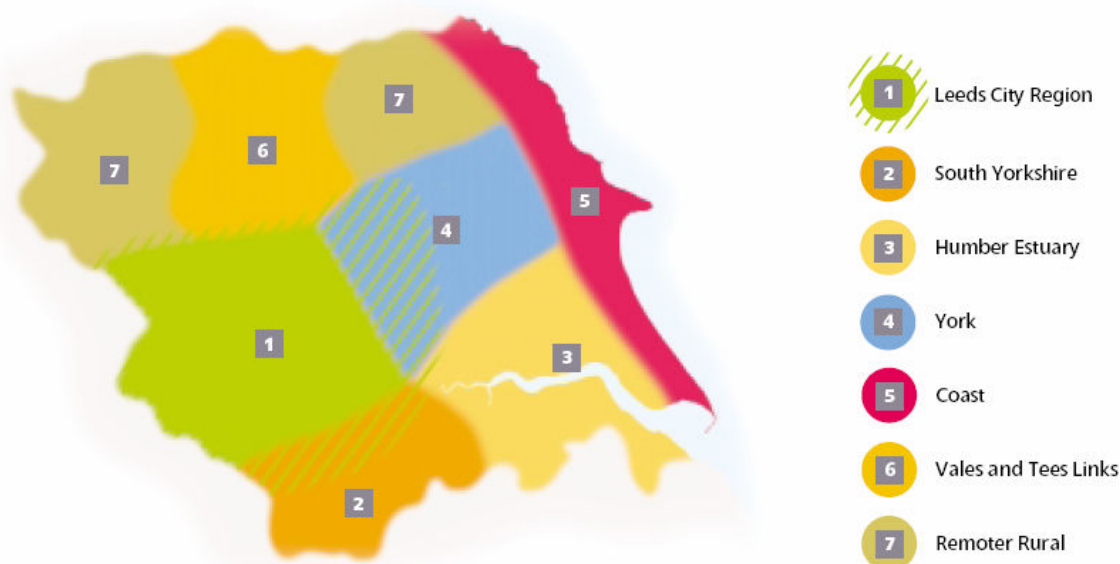
- Context for the Strategy
- An Aspirational Vision
- A Strategic Framework

Context

The strategy would need to clearly accord to the principles of sustainable development and show how it would implement the following regional strategies.

The Regional Economic Strategy – which emphasises support in business start-ups, fostering competitive businesses, developing skills and connecting people to jobs, importance of transport and infrastructure and finally, places and stronger communities.

The Regional Spatial Strategy – which has its own particular economic objectives for the five sub-areas relevant to our sub region, namely, Leeds City Region, the York, the Coast, Vales and Tees links and Remote Rural.



The strategy would also need to address the key issues identified in the Strategic Economic Assessment which the initial draft suggests are:

- To improve overall economic performance – closing the productivity gap between the North and the South of the country.
- To address the problems of remoteness and peripherality within the sub-region causing a higher market failure in achieving investment.
- To bring the sub region's overall levels of skills and knowledge to a position that matches the levels of educational attainment.
- To address the challenges in our demographic structure, making the sub-region an attractive area in which young people wish to start their career.

Vision

To achieve these changes in the sub-region will require transformational interventions working within an overall vision. The vision should seek to change attitudes and aspirations so that the sub-region is:

- More outward looking and open to the world
- Dynamic and ambitious
- Contemporary and cosmopolitan
- Enterprising, innovative and creative

A Strategic Framework

A framework is required to draw together transformational interventions ensuring a prioritised approach. Current work has suggested four statements which could become objectives:

- Place – investing in our cultural and environmental offer
- People – Developing knowledge and skills enabling us to foster enterprise and creativity
- Products - developing quality and high value added products whether grown, manufactured or a service.
- Promotion – Developing our brands and securing significant investment in our underlying connectivity and utilities infrastructure.

And to acknowledge what makes these four statements or objectives special for our sub-region would be to develop them for key spatial objectives namely:

- Securing the growth potential for the York sub-area within the Leeds City Region,
- Significantly raising the economic performance in Scarborough town
- Ensuring a sustainable economy for remoter rural areas
- Building local business Competitiveness where the sub region is part of the city regions of Leeds and the Tees valley.

If there is a general agreement for this approach, the next steps will be to revise the text and establish measurable outcomes making each statement a clear objective.

Jonathan French
York and North Yorkshire Partnership Unit
1.6



Economic Development Partnership Board

20 June 2006

Report of the Director of City Strategy

Science City York: Future Direction

Summary

1. The report provides the Board with information on current and future plans for the development of Science City York (SCY) which has been a key part of the city's economic strategy for the last 8 years. The Board is invited to provide their input and comments, particularly the wider economic perspective in taking forward this work through the Science City York Strategy Board. This reports covers the following areas:-
 - The current SCY 4 year business plan which has been agreed and supported through the Sub Regional Investment Plan (SRIP). This delivers intervention within clusters of: bioscience and health, IT & digital and creative technologies.
 - The outputs from joint work on the National Science Cities agenda, working with the other five Science Cities – Newcastle, Manchester, Nottingham, Birmingham and Bristol.
 - The latest stakeholder discussions between the City of York Council, the University of York and Yorkshire Forward on the development of Science City York and its future partnership structure.
 - Details on the British Association for the Advancement of Science (BA) Conference in September 2007.
 - SCY's wider input into the economic agenda in areas which cover skills and workforce development, schools and education synergies, public engagement in science and links to tourism investment projects.

Background

The background for each of the five theme areas within this report are detailed below:

SCY SRIP Business Plan

2. The current, agreed, Sub-Regional Investment Plan runs to March 2009, and SCY has been identified as one the major priorities for investment in York as well as rolling out activities across North Yorkshire. Over £2.85m has been secured for the delivery of this integrated business plan which has been developed to build on the success of the initiative to date in stimulating 2,600 employment opportunities and 70 new businesses. Annex A sets out the current 3 year budget profile, the

detailed profile year 4 will be agreed with Yorkshire Forward later this year following a 2 year review of the contract and performance.

3. This follows 18 months of liaison with partners and Yorkshire Forward, to take forward Science City York activity within creative, science and technology sectors through in-depth cluster work, business partnering, and supply chain and skills development activity. The overall objective of this proposal is to continue and accelerate the rate of business growth within York and to cascade benefits across the local community and identify synergies within the wider North Yorkshire sub region. This will include activity across the supply chain, fostering business start-ups and spin-offs, workforce development and increasing learning opportunities.
4. The Business Plan aims to build capacity and expand Science City York (SCY) activities within York and into North Yorkshire including:
 - Providing mentoring to York's growing high technology community and helping to generate new businesses in key parts of North Yorkshire.
 - Creating new employment opportunities in knowledge based sectors.
 - Guiding education, training and skills needs to ensure the ongoing development of local workforce science and technology skill base.
 - Raising awareness of science and technology opportunities and fostering international links and synergies.
5. Further details of the Action Plan and targets are set out in Annex B.
6. Science City York, as a partnership between the City of York Council, University of York, private sector and Yorkshire Forward draws together all stakeholders within a Strategy Board which meets every quarter. Science City York secures senior high-level engagement in this Strategy Board as well as the supporting Committees which advise on the direction of priorities and policies for cluster specific activities. Each Committee draws together business, research and public inputs, with Chairs rotated on an annual basis. This structure has just been reviewed, to reflect the new Business Plan priorities. Annex C sets out the structure of the Science City York Board and Committees.
7. As part of the new SRIP bid, a review of resources was required to undertake the 4-year programme. A report to Urgency Committee on 9 March 2006 set out the new team structure for the delivery of the programme. Following Council HR policy, a number of positions within the structure were filled through the 'at risk process', the remaining 5 vacant positions have been advertised, with interviews scheduled for late June 2006. Annex D sets out the current organisational chart.
8. Key issues that the Board might focus on include:
 - *The Action Plan priorities, and future objectives for the development of the Science City York.*
 - *Science City York's role in the sub-region (and with the Leeds City Region and wider region)*

The Board's views on these are invited – to be fed into the development and planning of Science City York's future priorities and delivery of outputs as detailed in Annex B.

National Science Cities Agenda

9. Following from the previous updates, Board Members will be aware that in the budget report issued in March 2005, the Chancellor confirmed the Government's continued investment in science and technology to drive forward the UK's position in the global economy. As well as York, Manchester and Newcastle being promoted by the Regional Development Agencies as 'Science Cities', other cities including Bristol, Birmingham and Nottingham have also been confirmed as important drivers for this initiative.
10. The budget report emphasised the importance of collaboration between the six Science Cities in boosting regional centres of world-class scientific excellence and creating closer regional links between industry and the public research base are key to the Government's long-term ambitions for science and innovation. Within the budget statement it states:

"The Government will continue work with the science cities to explore how local, regional, and national policies can best support the development of science cities, in areas such as business-university collaboration, support for enterprise, infrastructure development, skills and public engagement with science."
11. The first national Science Cities workshop, held in York in September 2005, brought together the six science cities to present their initial plans and formulate a vision for the future development of science cities. These plans have been developed in more detail in recent months, and a further national meeting was held in Manchester in May 2006 to discuss further.
12. Consultants SQW have been commissioned by the six Science Cities to develop proposals for policies which could be encouraged to further support Science Cities in the promotion of knowledge-based economic development. SQW have worked up draft policy proposals in discussion with the six cities and relevant parts of Government. Each Science City is at different stages of partnership development, with York as the most established partnership. Overall common themes have emerged which address public awareness, planning, knowledge-transfer, support to early stage businesses and skills development.
13. The next stage in the process will be to scope more detailed priorities so that this can influence central Government thinking. SQW will be producing a discussion paper which will be reviewed by a new inter-departmental Government group which is being drawn together by HM Treasury following the Manchester Summit. This will ensure that Science City proposals can be fed into the Comprehensive Spending Review process later this year.
14. Key issues that the Board might focus on include:
 - *The national role of Science City York in influencing Government priorities and collaboration with the other Science Cities (each a core city).*
 - *What should the role be of Science City York as the regional Science City? How might this relationship be extended beyond the sub-region and Leeds City Region agenda?*

The Board's views and comments are invited on this increasing regional and national role for Science City York in influencing Government priorities for knowledge-based growth.

Science City York Stakeholder Discussions

15. As highlighted in Annex A, Science City York has been operating as a partnership body over the last 8 years – with high levels of engagement and appropriate consultation mechanisms, as set out in Annex B. This has ensured involvement and ownership from the business community in the development and formation of policy priorities. Given the increased status of York as a National Science City, the University of York has taken the initiative to convene a high-level stakeholder group comprising senior leaders within each main stakeholder, to review the development of the future of the initiative.
16. A series of discussions have taken place over the last 12 months, and a consultancy report commissioned by the University of York was produced. This report advocated that Science City York should review and potentially formalise its partnership status and 'step-up' activity in the face of increased competition from other areas now pursuing a Science City agenda. This work has prompted the senior stakeholders (Vice Chancellor, University of York; Chief Executive, City of York Council; Director, Business Directorate, Yorkshire Forward; Chair, Science City York and an independent Chair of the group) to review the appropriate partnership structure to move forward this work.
17. The stakeholders have formed a Stakeholder Board in the last few weeks, to review this issue and determine the priorities and future management capability required. This should hopefully have regard to the organisational assessment which has already been undertaken by the Stakeholder Board as highlighted in paragraph 7. The relationship with the current Strategy Board has yet to be formalised but close integration obviously will be required.
18. Some additional consultancy work is to be commissioned which will examine the appropriate model for Science City York potentially setting up the partnership as a Company Limited by Guarantee (CLG) and reviewing whether the position of a high-level 'Chief Executive' is required to assist in the aspirations for SCY to 'step up a gear' to influence activity on a national stage. A focus on local delivery should be still part of this role function. The parameters for this work are currently being defined, and discussions are due to take place with the SCY Strategy Board to ensure they are on board with the process. Clearly additional consultation would be required with members of the Economic Development Board Partnership during the process of the work.
19. Key issues that the Board might focus on include:
 - *The input that the Economic Development Board Partnership would like to have as part of this review of the partnership structure of SCY and its future priorities?*

The Board's views on this are sought on the process and development of the Science City York partnership model.

British Association Festival 10-14 September 2007

20. The British Association for the Advancement of Science (the BA) is national foundation which promotes the public engagement and understanding in a broad spectrum of science disciplines. It is the national coordinating body for National Science Week and was originally founded in York (linked to the Yorkshire Philosophical Society) in the 1870's.
21. Every year it organises an Annual Festival of Science, which is a 4 day event to draw together world experts in science to assist in the communication of science through a series of events aimed at schools, public and media. It has a scientific programme aimed at researchers. The BA Festival is regarded as a major international platform for the promotion of science and all of the key national and scientific media attend. The BA is planning their 2007 event to take place in York between 10-14 September, with the academic programme content taking place at the University of York campus and a whole series of schools and community activities taking place across the City. A substantial amount of sponsorship will need to be generated nationally and locally.
22. It is a major opportunity to help promote York globally as a Science City, the research excellence of the University of York and as a City of Festivals. A local Advisory Committee has been set up to represent local stakeholders involved in the coordination and organisation of the York activities. This is being chaired by Sir Ron Cooke and will involve representation from across the Council, SCY, University, the BA and Yorkshire Forward.
23. Amy Parkinson, Skills Coordinator for Science City York and SETPOINT North Yorkshire is supporting the local coordination of activities in the city and within schools. This will feature as a key skills development activity within the new SRIP business plan, and the development of programmes can be built into the delivery of learning opportunity outcomes.
24. Currently a list of local organisations and groups that can be involved in delivering content for the event is being drawn together, with a view to invite them to an initial awareness session. This is due to take place on 26 June at the University of York.
25. Key issues that the Board might focus on include:
 - *The key messages to promote about York as part of this BA Festival, together with themes/topics and possible support opportunities,*
 - *Business and community content ideas to feed into the early stage planning of the city and schools based activities.*

The Board's views on this Festival are sought to support the development of the initial programme.

Science City York and the wider agenda

26. Science City York is an integral part of the Economic Development Strategy and wider city strategy priorities. The concept of Science City York has always been holistic to view all aspects of engagement and 'embedding' within the local economy. Key to the success of SCY has been the ability to link with other

Economic Development Programmes and this is part of the current SRIP business plan including -

- Work with Future Prospects and York Training Centre – to review workforce development programmes such as bespoke leadership and management training courses, bite-size taster courses as part of outreach activities and graduate retention programmes within local SCY businesses.
- Programme delivery with the Learning & Skills Council and North Yorkshire Business Education Partnership – to help raise the aspiration levels in the community of interest in science, assist the take-up of science and technology related subjects across all York schools and delivery of bespoke training support to SCY cluster businesses.
- Synergies with the First Stop York – through the promotion of Science City York and working to secure additional science based events in York, helping to transform the tourism infrastructure and product development in the City through links with SCY businesses for content ideas and concepts.
- Business support delivery – in conjunction with partners including Business Link North Yorkshire, Connect Yorkshire and the University of York – to ensure effective customer orientated delivery of services to assist knowledge transfer, employment and business opportunities.

27. Key issues that the Board might focus on include:

- *The importance of embedding Science City York within City Strategy to maximise synergies in other programme areas.*
- *Other opportunities for Science City York to exploit in the wider economy and community.*

The Board's views on the integration of SCY activities are sought to shape the ongoing development of City Strategy priorities.

Consultation

28. The Board's discussion of these issues forms part of the consideration of options for development of ongoing priorities for Science City York across all these areas. Consultation within Science City York is built into the way the project is run through the Strategy Board, its Committee structure, and the cluster groups and networking activity. In this way, the action is geared to need.

Options and Analysis

29. SCY programme of activity across all these areas is ongoing and is all part of the process of engaging with key stakeholders and partners through the SCY Strategy Board process. At this stage the Board is asked to provide input to this process and suggest options, where appropriate, that can be referred to the SCY Strategy Board for further examination.

York Corporate and LSP Objectives

30. Science City York as a major part of York's economic priorities are firmly embedded within the Council's corporate objectives and the Without Walls initiative.
- * The "Thriving City" theme of the WOW Community Plan has the following strategic objective:

"To support the progress and success of York's existing businesses and to encourage new enterprises in order to maintain a prosperous and flourishing economy that will sustain high employment rates."
 - * The Council's corporate objective 3 – "strengthening York's economy", sets out the following strategic objectives:
 - Generate business growth and start-ups in science, creative tourism and other key business sectors to protect existing jobs and provide higher quality, sustainable and higher paid jobs.
 - Attract investment to strengthen the city's high growth sectors and generate quality jobs.
 - Ensure that the University and other higher education providers contribute to business growth and generate quality jobs and underpin skills-training opportunities for local people.
 - Support residents into learning and work, and improve skill levels in key areas of the economy.
31. This highly focused approach – identifying key priorities that have generated real economic change in the city has been key to the success of Science City York since its formation in 1998. Key to the heart of SCY moving forward must be ensure that the needs of the business and community remain the central priority, to ensure that real action is delivered effectively and efficiently on the ground. The current SCY Strategy Board and Committee structure can ensure that this can happen. The Board can reflect these priorities in responding and making an input.

Implications

32. Implications and risk for SCY have been fully assessed through the SRIP approval process and are also a main part of the Committee structure. There are substantial processes in place to review all aspects of SCY activity on performance, monitoring and delivery:
- **Financial:** Financial implications have been considered as part of the overall SRIP allocation and normal Council budget forward planning process. There is no additional commitment to Council resources.
 - **Human Resources:** All related HR issues have been considered and reviewed as part of the Urgency Committee report in March 06.
 - **Equalities:** There are no equalities implications

- **Crime & Disorder:** There are no crime and disorder implications.
- **Information Technology:** There are no IT implications.
- **Property/Other:** There are no property or other implications.

Risk Management

33. In compliance with the Councils risk management strategy the main risks that have been identified in this report are those which could lead to the inability to meet business objectives (Strategic) and to deliver targets, services (Operational), leading to financial loss (Financial), damage to the Council's image and reputation and failure to meet stakeholders' expectations (Governance).
34. Measured in terms of impact and likelihood, the risk score all risks has been assessed at less than 16, this means that at this point the risks need only to be monitored as they do not provide a real threat to the achievement of the objectives of this report.
35. The SCY Audit & Finance Committee meets regularly every 2-3 months to review activity against business plan objectives and targets. A full risk register is in place and is reviewed regularly by the SCY Strategy Board. Progress reports will be brought to future meetings of the Board.

Recommendations

36. a) The Board's views and advice on the issues covered are requested, in relation to maximising the potential impact of Science City York; and
- b) The Board is asked to support and endorse the actions being taken.

Reason: To ensure that SCY delivers and meets both Council and LSP objectives.

Contact Details

Author:
Anna Rooke
Project Director
Science City York
Phone no: 01904 554424

Chief Officer Responsible for the report:
Tony Bennett
Assistant Director, Economic Development

Report Approved



Date 5/6/06

Specialist Implications officers: None

Wards Affected: *List wards or tick box to indicate all*

All



For further information please contact the author of the report

Background Papers: None

Annexes: Annex A – Science City York Budget
Annex B – Science City York SRIP Action Plan
Annex C – Science City York Board & Organisational Structure
Annex D – Science City York Organisational Structure

Activity	2005/2006				2006/2007				2007/2008				
	Q1	Q2	Q3	Q4	Q1	Q2	Q3	Q4	Q1	Q2	Q3	Q4	
1) Expenditure (£000s)													
1a) Revenue Costs (£000s)													
Management, Finance		30,000	13,000	10,000	8000	8000	8000	8000	8000	8000	7000	7000	115,000
Evaluation, mapping, financial appraisal		0	0	20,000	15000	25000	30000	30000	30000	35000	35000	30000	250,000
Cluster, supply chain		40,000	40,000	20,000	20,000	30000	50000	55,000	60,000	60000	55,000	50000	480,000
Business promoter		40,000	35,000	30,000	50000	60000	60000	60000	60000	60000	60000	60000	575,000
Micro fund		0	0	80,000	30000	30000	35000	35000	30000	20000	20000	20000	300,000
Skills, enterprise, workforce development		0	0	5,000	20000	30,000	30000	30000	40000	30,000	30,000	30000	245,000
YPI Action Plan				10,000	5000	5000	6000	7000	10000	8000	8000	6000	65,000
Marketing, web, PR		25,000	15,000	10,000	25,000	30,000	25,000	25000	25,000	25,000	25,000	25,000	255,000
Revenue Costs SUBTOTAL		135,000	103,000	185,000	173000	218000	244000	250000	263000	246000	240000	228000	2,285,000
1b) Capital Costs (£000s)													
Office Space and new business accommodation								40,000	30,000	20,000	10,000	0	100,000
Capital costs - SUBTOTAL							0	40,000	30,000	20,000	10,000	0	100,000
TOTAL COSTS (revenue+capital)		135,000	103,000	185,000	173,000	218,000	244,000	290,000	293,000	266,000	250,000	228000	2,385,000
2) Income by Funding Source													
Project Sponsor's Own Funds		15,000	27,000	65,000	50,000	55,000	50,000	50,000	50,000	55,000	50,000	48,000	515,000
Yorkshire Forward Single Pot		122,000	76,000	70,000	80,000	120,000	150,000	180,000	180,000	150,000	135,000	132,000	1,395,000
Private Sector				45,000	30,000	30,000	30,000	30,000	35,000	35,000	35,000	40,000	310,000
Income from project activities													
Other (please specify) ¹													
University of York		0	0	5,000	13,000	10,000	10,000	20,000	18,000	14,000	15,000	5,000	110,000
DA/ Business Link						3,000	4,000	10,000	10,000	12,000	15,000	3,000	57,000
Total (Gross) Income		135,000	103,000	185,000	173,000	218,000	244,000	290,000	293,000	266,000	250,000	228,000	2,385,000

Note: Year 4 project will be determined later in 2006/7 following review of activity and outputs by YF.

This page is intentionally left blank

ANNEX B

Science City York: SRIP Action Plan

Overview

This project aims to continue and build on the success of the Science City York initiative in fostering the development of knowledge-based clusters in order to stimulate the creation and retention of employment, business growth and workforce development opportunities in York and North Yorkshire. Science City York nurtures growth through the development of key sectors in bioscience and health, IT & digital and creative technologies, as a leading partnership between the University of York, City of York Council and industry established in 1998.

Science City York's vision is to create value at a city, region and national level by stimulating *Prosperity from knowledge*.

Science City York seeks to extend activity in York and North Yorkshire through the following areas of activity:

1. ***Build and strengthen existing sectors supported by Science City York*** developing virtual, spatial and inter-cluster connectivity in York and North Yorkshire. This includes the creation of a dedicated specialist development technician officer, working alongside the Chair and stakeholder committee(s) to drive knowledge sharing and network building activities, as well as signpost business development referrals. Specifically within each sector, this will include: -
 - Develop medical and healthcare core competencies within bioscience.
 - Build and expand IT & Digital cluster strengths
 - Re-shape and expand creative technologies, to include additional heritage and arts technology strengths.

2. ***Enhance and expand activities to stimulate an entrepreneurial business environment to support the development of ideas and growth of new start-ups***
 - Develop and expand SCY business support activities to accelerate rate of growth and creation of new start-ups through specialist technology and business development provision through extending capacity with Business Promoter services and business surgery sessions.
 - Extend and develop the Micro Fund for pre-start-up ventures to provide essential proof of concept funding to assist the viability and creation of technology start-ups.
 - Facilitate the creation of flexible business space to support creative and digital businesses in major development areas within York and across key parts of the sub region.

3. ***Develop a supportive framework for creating a culture, which embeds enterprise, training and skills actions across SCY and supporting sectors***
 - Implementation of activities creative, science and technology workforce development needs, identified in the Impact Research feasibility assessment in 2003.
 - As part of the workforce development plan, deliver continued professional development support, targeted local community and education skills

development 'taster' sessions, supporting the continuation of management and providing support to early stage employer networks.

- Expand the inter-connectivity and synergies between SCY businesses and the supporting professional sectors through joint work within York Professional Initiative.

The key activities delivered in York and North Yorkshire would be reviewed by the SCY Board, which is led by industry with key representatives from the University of York and City of York Council. Regular reports on progress and consultation on proposals will be reported to EMAP and EDB.

Flexibility will remain at the heart of the partnership, enabling new priorities to be developed following regular review of performance and priorities

Targets & Outputs

The implementation of this Business Plan will continue to generate significant employment and business outputs to benefit the local economy, namely: -

- Establish 10-15 new businesses per annum
- Create 300-400 jobs per annum
- Generate 80 Learning Opportunities per year for local people
- Assist 30-50 businesses per annum
- Leverage over £100k per annum from private sector to invest in SCY activities

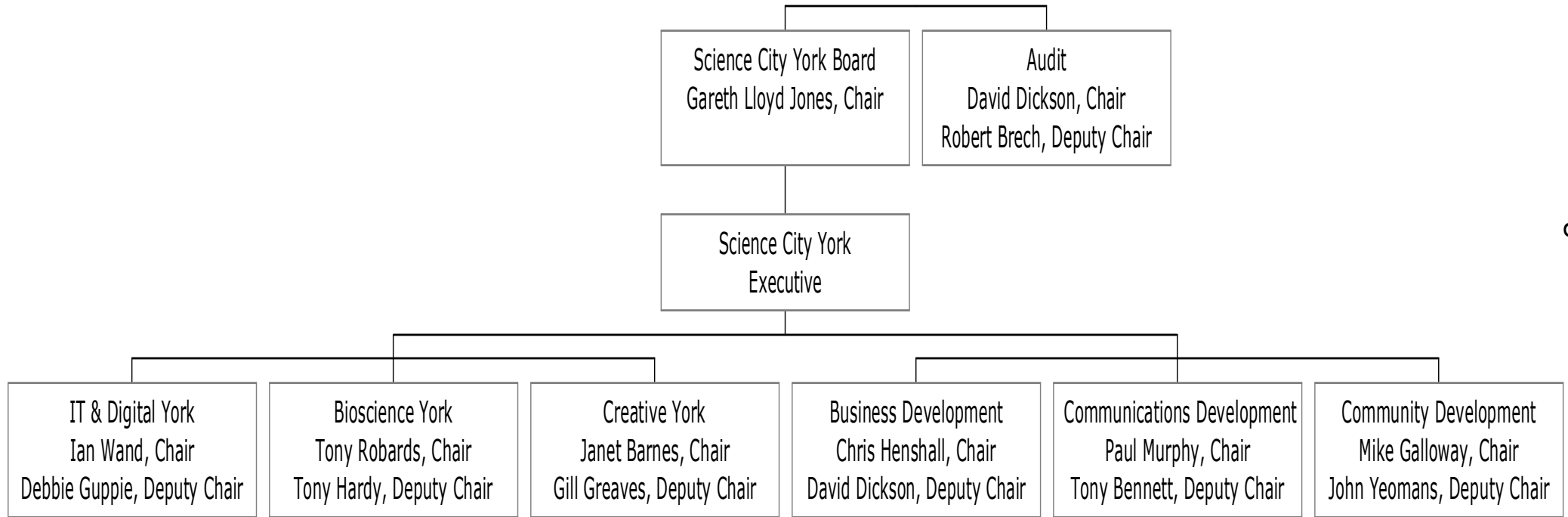
This will complement and contribute to the overall targets and vision of SCY, in stimulating direct growth of average of 5% employment growth per annum.

Local Workforce

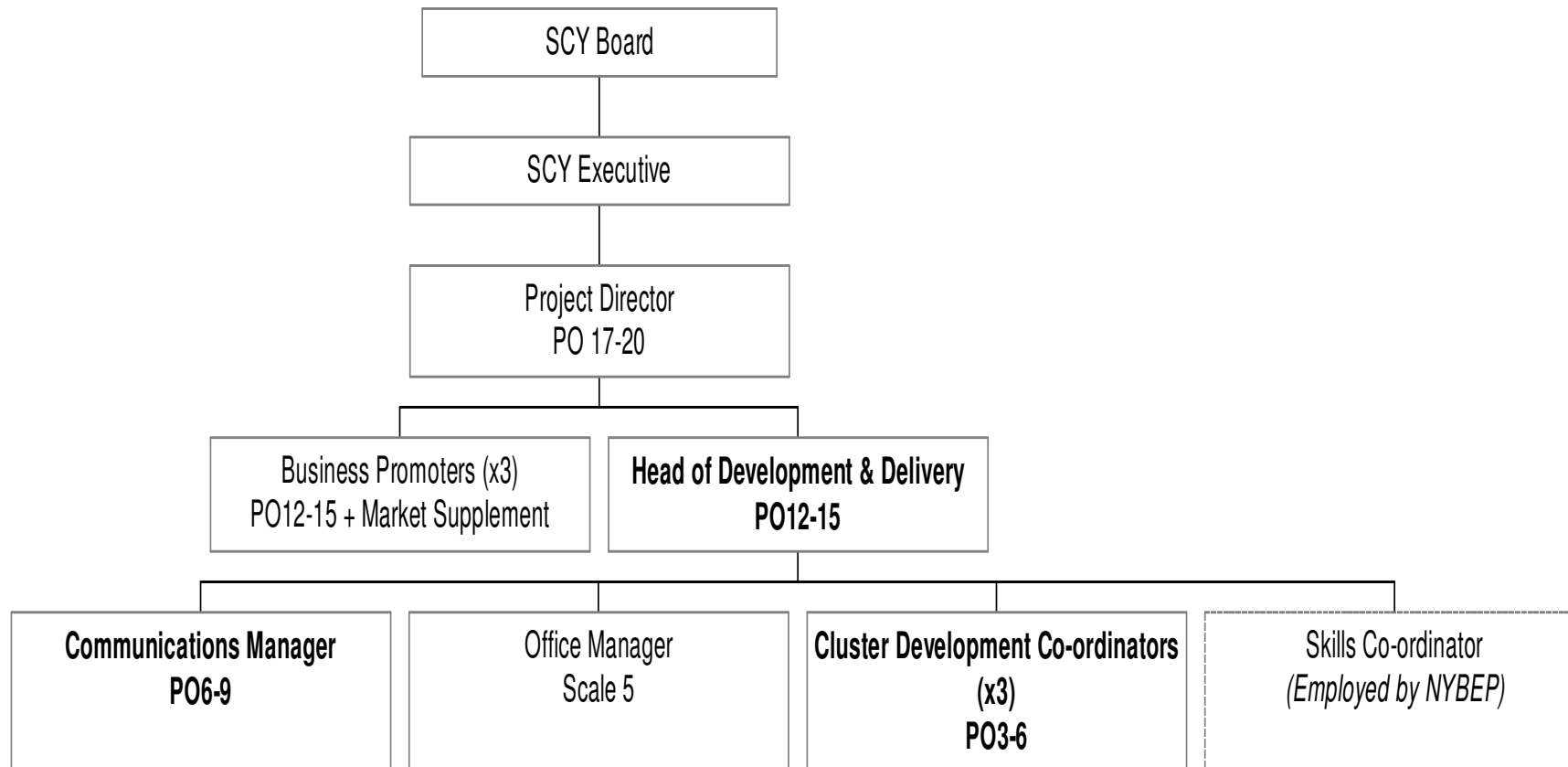
A major part of SCY strategy since inception, has to ensure that business and employment growth can benefit the local community. The work undertaken by Impact Research in 2003, demonstrated that over 50% of employees with SCY clusters are from the local workforce. The next phase Business Plan for SCY is to maximise opportunities for the local community in developing skills and training initiatives to address perception issues and entry barriers.

The views of residents were evaluated as part of the Impact Research project through the *Talk About* panel. A high proportion of residents (33%) would consider a job in SCY clusters (an encouraging figure considering that at present the clusters account for around 10% of total employment in York), but more than half of respondents would never consider a job in the clusters due to perception issues on entry levels, qualifications and the possible career paths.

A key component of SCY activity under SRIP proposals therefore is to promote greater awareness of the range and diversity of careers that are available locally and skills development opportunities. The target for generating new Learning Opportunities is specifically geared to this objective.



This page is intentionally left blank



Positions highlighted in bold are being recruited.

This page is intentionally left blank



Economic Development Partnership Board

20 June 2006

Report of the Director of City Strategy

Progress on Key Issues

Summary

1. The report picks up on any matters arising from the last meeting of the Board and briefs Board members on issues/progress in other areas of economic development activity.

Background

2. This is the progress on key issues report which is given at every Economic Development Partnership Board to update members on projects and to answer any matters arising from the previous meeting. The following 5 paragraphs relate to requirements from the new protocol for Council reports and the detail on progress starts from paragraph 8.

Consultation

3. No consultation necessary for this report.

Options

4. This report is for information only and therefore does not present options for decisions by Board members. Where decisions are necessary specific reports on those issues and options will be presented. However, Board members are invited to comment on aspects of the information provided.

Analysis

5. As stated in the paragraph above, options have not been presented therefore there is no appraisal of options available.

Corporate Objectives

6. All the projects reported on in this report are firmly embedded within the Council's corporate objectives and the Without Walls initiatives.

- * The "Thriving City" theme of the WOW Community Plan has the following strategic objective:

"To support the progress and success of York's existing businesses and to encourage new enterprises in order to maintain a prosperous and flourishing economy that will sustain high employment rates."

- * The Council's corporate objective 3 – “strengthening York’s economy”, sets out the following strategic objectives:
 - Generate business growth and start-ups in science, creative tourism and other key business sectors to protect existing jobs and provide higher quality, sustainable and higher paid jobs.
 - Attract investment to strengthen the city’s high growth sectors and generate quality jobs.
 - Ensure that the University and other higher education providers contribute to business growth and generate quality jobs and underpin skills-training opportunities for local people.
 - Support residents into learning and work, and improve skill levels in key areas of the economy.

Implications

7. As this is a general report on the progress of key issues there are no Financial, HR, Equalities, Legal, Crime and Disorder, IT, Property, or Other implications. Any significant implications to the economic programme will be brought to the Board through a separate issue specific report.

Matters Arising

8. Without Walls “Thriving City” theme – revised high level measures.
 - * Proposed changes, taking on board comments made by the Board in March, will be reported to the Without Walls Strategic Monitoring Group meeting in July, and then to the Without Walls Board for final agreement.
9. Economic Development Programme 2006/07.
 - * The proposed Programme forms part of the agenda for the Council’s City Strategy/Leader Advisory Panel meeting on 7 June. It should therefore be possible to confirm the outcome at the Board meeting.
10. Yorkshire Forward/City of York Council relationship.
 - * The observations/comments discussions the Board are being fed into the on-going dialogue between the Council and Yorkshire Forward.
11. York Christmas Lights.
 - * The approach agreed at the March Board meeting has been fed back to the Christmas Lights Group. Council economic development staff are leading the work to explore options for innovative lighting installations, and retailers are enquiring about the potential to take on and fund the cross-street lighting.
 - * Following the discussion at the last Economic Development Board the Christmas Group has now met and have considered the recommendation that retailers take the lead themselves on generating funding for the cross-

street lighting. In turn the issue is being discussed with key retailers groups. In the meantime costs have been established for the erection of lights on a street by street basis and the Council can continue to cover storage costs until October 2006. However, feedback from retailers at the recent Retail Strategy Group indicates that they do not feel able to take this on. Accordingly, the emphasis will be placed on lighting installation(s)/trees, together with the existing Council lighting in Parliament Street, St Sampsons square, Duncombe Place and St Leonard's Place, and retail streets/areas where retailers already organise their own lighting (e.g. Stonegate, Coppergate).

Tourism

12. Work is advancing on the tourism delivery structures in the Yorkshire region, with the development of Area Tourism Partnerships (ATPs) including one based on the First Stop York tourism partnership. A draft business plan for the ATP has been produced and resources are being sought from Yorkshire Forward for the three ATPs in North Yorkshire. The York component includes a combination of organisational enhancements to help raise standards in the tourism industry and allow the partnership to work more closely, and developments designed to improve the York offer. A decision on the scale of support from Yorkshire Forward is anticipated soon.

* The York ATP is required to develop an Area Tourism Plan, looking long term, strategically, at where York is headed and to identify key issues and priorities for investment from a full range of sources – not just from Yorkshire Forward but the private/commercial sector as well. In assembling the Area Tourism Plan there will be a market segmentation workshop, looking at the markets which York should be targeting, and there will be an examination of long-term future investment priorities, building on York's great heritage strengths and reflecting them in a creative and innovative way. The Area Tourism Plan needs to be completed before the end of the summer.

13. The Station VIC has reopened following support from Yorkshire Forward and showed instant results with a 73% increase in merchandising sales in the first three months of reopening (Feb-April 2006) compared with the same three months in 2005

* Consultants are still working with the partners on a report on the future of city centre Visitor Information Centre services. A number of critical issues remain, particularly regarding the financial appraisal, and discussions are continuing within the Council and with key external partners.

* The FSY Product Development Group has agreed to support, alongside the Council, the replacement of the "Welcome to York" city centre maps with an updated alternative. The maps will feature the new as well as traditional attractions, and will promote the walking trails which the Product Development Group has been supporting for some time.

14. A number of new and improved attractions have opened in York in the past few months, including:

Yorkshire Wheel at the National Railway Museum

The Constantine exhibition at Yorkshire Museum
DIG – the former Archaeological Resource Centre in St Saviourgate
Investment in Kirkgate at the Castle Museum
English Heritage now run as a visitor attraction a former Cold War bunker in Acomb

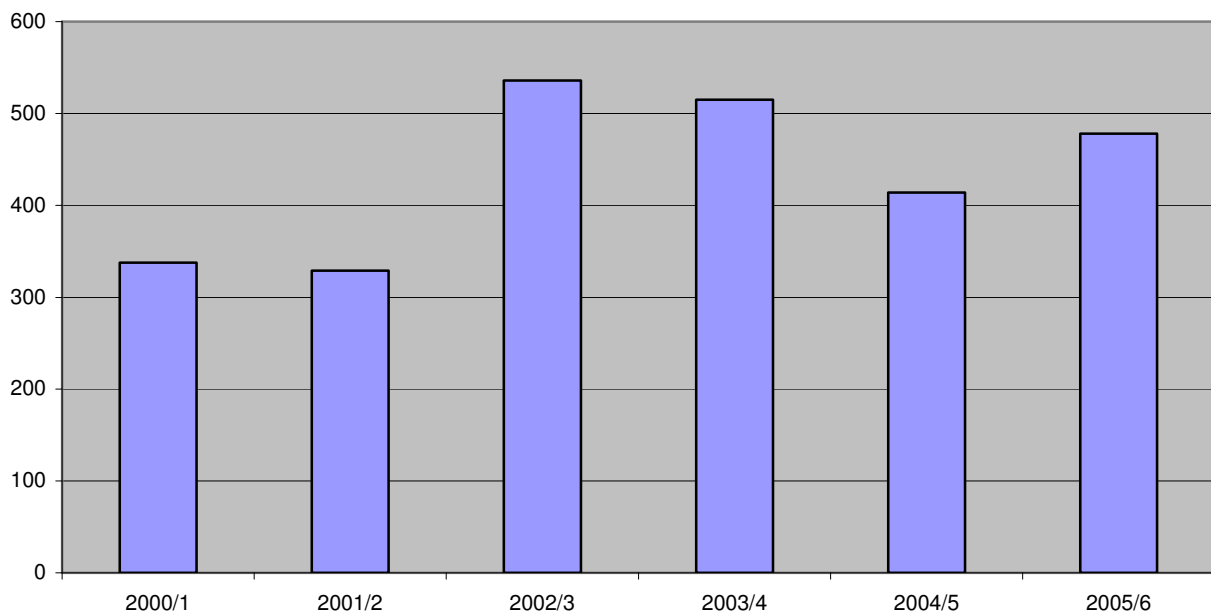
15. Meanwhile there is continued investment in city centre retailing following the new shopping development in Spurriergate. These additional attractions and investment will further broaden the York visitor offer, and form a valuable investment in the city's product, important in maintaining the interest of repeat visitors, and in attracting new ones.
16. A consequence of this is that York has seen better hotel occupancy performance in the first four months of 2006 compared with the same period last year with April (Easter) figures well up on 2005. Visitor numbers to attractions have also improved over Easter.
17. The first results from the 2005-06 visitor survey have started to be published. Though the key trends of York's visitor profile continue – that it is increasingly older and less affluent, and still relies on the domestic UK market far more than it did a few years ago – there are some developments as below.
18. In addition to the staples of history and heritage, more visitors are specifically stating that they like the variety of things to see and do, and food/restaurants and pubs.
19. The great majority of visitors are **repeat visitors** (76%) – but many haven't been to York for more than five years, so might not be aware of all the changes to York that there have been in recent years.
20. **Overseas visitor numbers** to York have slipped back to 19%, however the proportion of American visitors was 6% higher than in 2004-05 – also more from Australia and New Zealand. Fewer from Far East this year. There has been a significant recovery re: **Manchester Airport** as an entry point for the overseas visitors who do come to York (26% v 14% in 2004-05) – also Leeds-Bradford Airport is doing proportionately somewhat better (7% vs. 1% a year ago)
21. **Travel to York.** For all visitors coming to York, a record 28% are coming by train (up 5% on 2004-05), with 60% by car (down 5%) – confirming the importance of York's national rail connectivity.
22. For people who obtained **information** before they came to York then the internet is by far the main source (62% of such people use the net). Once people get to York then the main source of information they use, when they seek information at all, is the Visitor Information Centre (45%).
23. Over two thirds of **visitors to York go on to other parts of Yorkshire** during their stay – Harrogate and the Yorkshire Coast were singled out this year, as well as the countryside.
24. Finally some questions were asked of staying visitors about their perception of **the evening economy**. Half of the staying visitors do spend time in York in the evening – mainly dining out – but the second largest visitor activity in the evenings is the ghost walks. There has been a very positive reaction to improved city centre

lighting schemes (82% of people who've seen the lighting see this as attractive/beautiful, or as adding to the city's atmosphere).

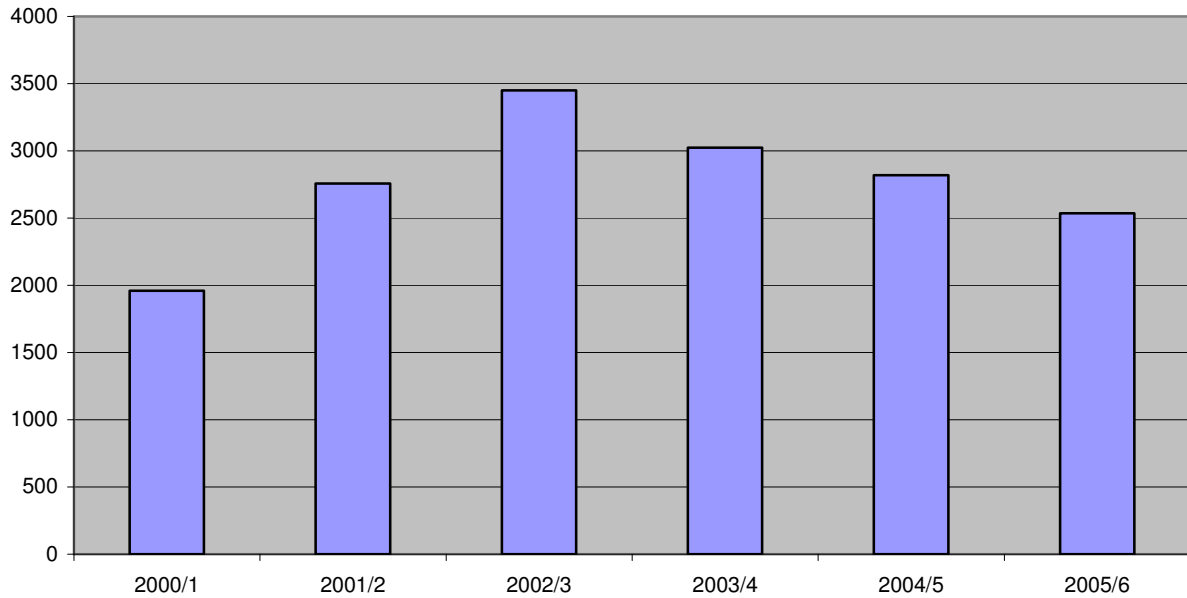
Future Prospects

25. Future Prospects has continued the development of all services and maintained the standards expected by the organisation. This year has seen the commencement of two additional projects, both sitting within the DAWN team, aimed at increasing the participation of disabled people within the workplace.
26. The website has been revised and is proving an invaluable tool for tracking and marketing planning. New opening hours have enhanced the service, especially to people who are working and looking at finding improved employment and training opportunities.
27. In the past 12 months Future Prospects have completed the following key outcomes:
 - 94,199 contacts were made with Future Prospects
 - 6,554 enrolments to York College and CoYC Adult Education courses were processed, with an additional 1100 enrolments onto other partner provision.
 - 22,412 contacts (individual users each day) were made through our website
 - 14,514 in-depth advice sessions with 2,535 people entering learning programmes and 478 starting work
 - 4,143 doors were knocked
 - 5,852 clients attended drop-ins through 1250 sessions
 - 127 clients aged under 25 entered work through the M-Power project
 - 81 disabled clients entered work through the DAWN project
 - 848 people accessed the ICT in the Community project
 - Clients expressed a 98% satisfaction rate with the service
28. Trends for the last six years are provided for three key statistics:

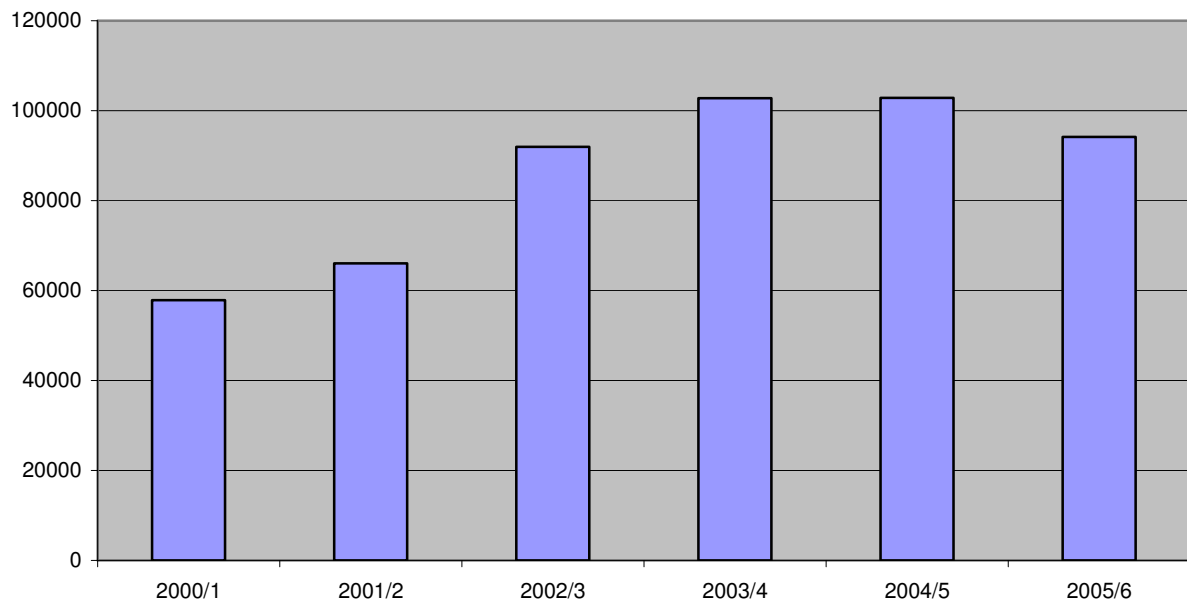
Entering Work



Starting Learning



Total Contacts



Statistical data analysis

- 29. Due to the nature of the service, statistical trends and performance data is sometimes difficult to assess and monitor. The project funded aspects of the service draw clients from different sectors, have different service specifications and therefore some of the indicators are that of the FP service, not of the changing demographics of the York area.
- 30. The overall figure of service contacts has dropped by 8% from last year to 94,199. This figure comprises information contacts, enrolment contacts and guidance clients. Within this figure, the number of people accessing full guidance has actually increased, reflecting the in-depth service through project funding.

31. The drop in the overall total is probably due two primary reasons.
- Reduced number of learning opportunities for adults – this leads to less enquiries and less enrolments
 - Reduced direct service delivery in the community – focus on supporting other services to provide level 1 learning and work information service. This results in fewer level 1 outreach contacts, though more level 2 and 3 guidance referrals.
32. A significant increase has been in the number of people gaining employment (19% greater than 2004/5 figures) largely due to an increase in the in-depth guidance service, improved tracking and more work focussed project activity.
33. Although not graphed above, the Board may be interested in the following information drawn from the annual report:
- The numbers of door knocked in the community has dropped, reflecting the reduction in traditional community outreach, though this has been replaced with more focussed community working practice.
 - There has been an increase in the number of people from ethnic minority groups, with a notable increase in people from EU accession countries who are looking for migrant work. This effect on the service has been tracked though ongoing MI analysis and has informed the planning process for the year 2006/7.
 - An even split of clients across the range of qualification levels is also evident, reflecting the strategic planning in contract tendering (and acquisition) to provide a comprehensive service to people at any stage in their learning journey or career development. This trend will probably continue for the next two years as project delivery has clear delivery aims at below level 2, and at levels 2, 3 and 4.
 - The number of people learning through the IT in Community project has decreased by 20%, reflecting the end of FP delivery on the E2E project and an increased focus on providing longer first step learning experiences.

Rail-related issues

34. There has been significant coverage in the media recently concerning the Rail regulator's allocation of scarce East Coast Main line (ECML) "paths" to new open access operator Grand Central. The incumbent ECML services franchise holder GNER has raised fundamental objections which primarily relate to the consequences of this decision on its own future funding streams due to "abstraction" from services at stations including York. GNER is now considering whether its own franchise commitments to the government can be met, especially in relation to company plans for significantly increased service provision between Kings cross and Leeds which were an essential component in generating the £1.3 billion it is to give to the Treasury over the life of the franchise. It seems likely that there will be further discussions however, the matter is to be raised in the High Court, possibly in July. Members will be updated as the matter unfolds.

There has also been publicity regarding the financial status of GNER's parent company Sea Containers. This is important because Sea Containers provide GNER with significant stand-by credit facilities and a working capital guarantee. Again, the position is being monitored.

Science City York

35. Work is progressing in all aspects of Science City York activity, which is detailed in the additional agenda item on Science City York. The project variation of £162k revenue and capital expenditure from Yorkshire Forward has been carried forward from 2005/6 into 2006/7 and 2007/8 in view of the delayed project start. This will enable project implementation to complement the SCY team reorganisation, and the budget has been revised to reflect this. There has also been agreement in variation for carrying forward targets on a pro rata basis.
36. Science City York has been involved in ongoing discussions with the partners in the Leeds City Region and within the Key Cities network to establish the parameters of joint working in innovation. Key to this work is the completion of a pan-regional innovation study that can draw together previous mapping work and produce recommendations for the way forward. The Board is advised on progress: -
- The work has been altered in view of the new 'Science & Innovation Fingerprint' that has been recently completed by the Regional Science Council, Yorkshire Science.
 - The brief has been issued to tender following extensive local consultation on the final version. It has been issued through the Leeds City Council procurement, who are responsible for the Key Cities / Leeds CRDP funding.
 - Over 8 bids have been received, with a short listing scheduled for 8th June 06, and interviews on 15 June 06.
37. As part of the Northern Way Investment Funding, work is underway to secure a potential capital funding allocation of £2.63m for each Science City in the North (York, Manchester and Newcastle) Outline proposals need to be drawn together by the end of June, with a view to projects starting in September 2006 and capital projects complete by March 2008. This is being progressed with colleagues at Yorkshire Forward and further updates can be provided to Board members when details are confirmed.

City Centre Partnership (CCP)

38. The CCP is now well established at 5 Silver Street alongside the city centre team. The Business Improvement District (BID) action plan has been developed and was launched on 25th April along with the CCP interactive web site. Both have received favourable comments from city centre businesses. The CCP newsletter "Outlook" has been published twice and the Chief Executive of CCP has agreed to Chair the RACY Board.

Risk Management

39. In compliance with the councils risk management strategy. There are no risks associated with the recommendations of this report.

Recommendations

40. The Board's input and endorsement is requested.

Reason: To help shape the effectiveness of future action.

Contact Details

Author:

Tony Bennett
Assistant Director Economic
Development, and Group
Management Team
Phone No: 01904 554420

Chief Officer Responsible for the report:

Bill Woolley
Director of City Strategy

Report Approved**Date** 5 June 2006**Specialist Implications Officer:** None**Wards Affected:** *List wards or tick box to indicate all***All****For further information please contact the author of the report****Background Papers:** Progress on key issues report 14 March 2006**Annexes -** Annex 1 – York/National tourism Trends: Results to March 2006
Annex 2 – Performance Indicators

This page is intentionally left blank

YORK/NATIONAL TOURISM TRENDS: RESULTS TO MARCH 2006
--

a) York trends (figures from the Yorkshire Tourist Board, based on a sample of accommodation providers of different sizes)

In 2005 calendar year bed and room occupancy figures were down 2-3% on 2004. Trends so far in 2006 are mixed.

Bed occupancy	1998	1999	2000	2001	2002	2003	2004	2005	2006
January	31.8%	29.0%	29.8%	22%	24.2%	24.5%	27.5%	27.8%	25.3%
February	35.4%	41.4%	46.8%	40.6%	42.7%	43.4%	44.2%	40.6%	43.0%
March	48.2%	48.7%	48.0%	42.0%	48.0%	44.8%	44.3%	43.5%	39.6%
April	59.0%	54.8%	60.0%	51.4%	46.7%	52.9%	53.2%	45.8%	51.6%
May	61.6%	60.1%	56.0%	55%	48.5%	54.7%	57.3%	50.2%	
June	57.7%	60.2%	58.6%	57.3%	59.1%	53.1%	60.7%	52.9%	
July	71.4%	71.5%	56.2%	52.4%	62.1%	58.7%	61.5%	58.0%	
August	74.2%	68.9%	64.7%	62.9%	62.8%	62.9%	63.2%	61.0%	
September	67.8%	67.2%	61.9%	56.2%	54.2%	55.9%	53.8%	52.7%	
October	66.1%	67.0%	61.1%	49.5%	62.3%	54.9%	56.5%	56.8%	
November	46.9%	48.9%	30.2%	49.4%	50.5%	43.9%	46.5%	45.1%	
December	40.5%	39.9%	33.6%	33.1%	37.7%	36.1%	42.8%	41.4%	
Annual average	55.0%	54.8%	50.6%	47.7%	49.9%	48.8%	50.9%	48.0%	

Room occupancy	1998	1999	2000	2001	2002	2003	2004	2005	2006
January	44.8%	39.1%	41.3%	31.9%	38%	37.2%	39.8%	40.3%	38.8%
February	52.0%	53.9%	59.4%	51.3%	58.2%	57.4%	56.0%	53.9%	59.0%
March	60.9%	62.2%	67.1%	55.9%	64.7%	60.2%	59.7%	54.4%	57.2%
April	70.2%	68.0%	71.1%	61.9%	62.2%	65.3%	63.8%	61.6%	65.1%
May	73.4%	70.7%	70.6%	70.3%	64.8%	66.7%	70.5%	63.3%	
June	76.7%	76.3%	69.1%	73.2%	73.1%	65.9%	75.2%	70.3%	
July	82.8%	84.1%	67.6%	66.6%	75.4%	73.0%	76.0%	74.5%	
August	81.1%	75.0%	73.7%	77.6%	74.8%	74.9%	76.1%	72.5%	
September	82.3%	82.7%	77.8%	65.5%	69.7%	71.9%	72.3%	71.8%	
October	78.4%	80.4%	73.5%	60.2%	77.3%	68.5%	72.5%	74.1%	
November	60.4%	64.5%	47.6%	63.5%	61.9%	59.3%	65.8%	63.9%	
December	50.0%	51.2%	41.4%	41.5%	51.4%	44.6%	53.8%	54.5%	
Annual Average	67.7%	67.3%	63.3%	60.0%	64.3%	62.1%	65.1%	62.9%	

The **Visitor Attractions Monitor** assesses the number of visitors to a sample of attractions in the city. Here's some comparisons with the same month a year earlier:

Jan 04 (cf Jan 03)	+4%	April 05	-24%
Feb 04	-5%	May 05	-5.7%
Mar 04	-3%	June 05	-22.9%
Apr 04	+5%	July 05	-3%
May 04	-5%	Aug 05	+3%
June 04	+12%	Sept 05	+4%
July 04	+7%	Oct 05	+1.8%
Aug 04	+4%	Nov 05	+9.8%
Sept 04	+1%	Dec 05	-1.1%
Oct 04	+1%	Jan 06	+8%
Nov 04	-4%	Feb 06	+9.9%
Dec 04	+6%	March 06	-31.4% (Easter late)
Jan 05 (cf Jan 04)	+1%	April 06	+75.2% (Easter = April)
Feb 05	+1%		
Mar 05	+36% (Easter was early)		

This page is intentionally left blank

Performance Indicator - Unemployment in York -VJ15a and VJ15b

Annex 2

ILO Count - those actively seeking work and available to start: 2,988 Feb '06 (2.6% workforce, 3.3% resident workforce)

Claimant Count and Unemployment Rates in York compared to Region and UK (workforce rate)

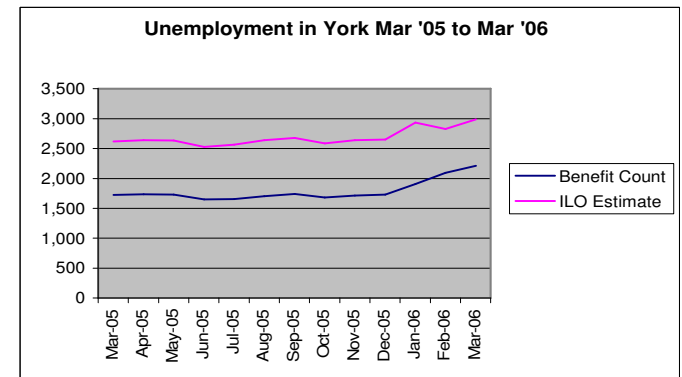
York below Region

York below UK

Date	York	Rate	Region	Rate	UK	Rate	York MA	Regional MA	UK MA	York below Region by at least 1.5%	York below UK by at least 1.0%	
Mar-2005	1,726	1.5	77,504	3.0	882,298	2.8	1.5	2.9	2.7	1.3	1.2	
Apr-2005	1,735	1.5	76,664	3.0	871,778	2.8	1.5	2.9	2.7	1.4	1.2	
May-2005	1,733	1.5	75,806	3.0	867,567	2.8	1.5	2.9	2.7	1.4	1.2	
Jun-2005	1,654	1.5	74,983	2.9	858,172	2.7	1.5	2.9	2.7	1.4	1.2	
Jul-2005	1,656	1.5	76,375	3.0	870,982	2.8	1.5	2.9	2.7	1.4	1.3	
Aug-2005	1,706	1.5	77,530	3.0	880,727	2.8	1.5	2.9	2.7	1.4	1.3	
Sep-2005	1,742	1.5	77,517	3.0	871,532	2.8	1.5	2.9	2.8	1.5	1.3	
Oct-2005	1,679	1.5	77,351	3.0	864,827	2.8	1.5	2.9	2.8	1.5	1.3	
Nov-2005	1,716	1.5	79,266	3.1	875,335	2.8	1.5	3.0	2.8	1.5	1.3	
Dec-2005	1,733	1.5	82,514	3.2	892,711	2.9	1.5	3.0	2.8	1.5	1.3	
Jan-2006	1,910	1.7	88,882	3.4	955,335	3.0	1.5	3.1	2.8	1.5	1.3	
Feb-2006	2,094	1.9	91,258	3.5	984,664	3.1	1.5	3.1	2.8	1.5	1.3	
Mar-2006	2,214	2.0	92,070	3.5	989,136	3.1	1.6	3.1	2.9	1.5	1.3	
Data sources: NOMIS (National On-line Manpower Information System) and Taylor Associates										12 mnth av	1.5	1.3

Notes:

- Table: 'MA' denotes moving average: each monthly rate is an average figure of the previous twelve months. This smoothes out some of the monthly swings in unemployment, producing a clearer trend line. For information, raw percentage rates are shown in the '%' column after each area.
- Because official unemployment rates are now calculated on a residents basis for areas below regions, the York % rate is estimated for November 2002 onwards when workplace-based rates ceased to be available.
- Members should be aware that the measure of unemployment used here is the narrow, and largely unsatisfactory, Claimant Count, which measures only those people receiving benefits while they are unemployed. It is used here to ensure commonality across the three areas shown and should be seen as a proxy measure of economic activity rather than as a measure of the true extent of the problem of unemployment for local people.
- The shaded columns demonstrate the two unemployment performance indicators used by the Council,
- Graph: This shows the numbers of people seeking work in the city, the ILO measure, as the higher line. The lower, broken line, charts the narrower Claimant Count measure.
- Members should also be aware that official unemployment data is always subject to revision, rounding of figures to one decimal place in the table may appear to suggest arithmetical errors.
- York workforce estimated at 113,000 source: Jobs Density 2003 ONS
- Economically active used as the resident workforce denominator: 91,400 Source ONS



Business confidence Performance Indicator

VJ15c

Expected turnover levels

Looking to Quarter ahead

Yr/Qtr	Surveyed	Balance	Quarterly Moving av.
2001 Q4	October	19.6	
2002 Q1	January	41.5	
2002 Q2	April	47.7	
2002 Q3	July	45.0	
2002 Q4	October	25.4	
2003 Q1	January	36.2	
2003 Q2	April	44.1	
2003 Q3	July	40.0	
2003 Q4	October	21.3	
2004 Q1	January	34.6	
2004 Q2	April	39.7	
2004 Q3	July	45.4	
2004 Q4	October	26.0	
2005 Q1	January	34.9	
2005 Q2	April	40.8	
2005 Q3	July	22.3	
2005 Q4	October	8.4	
2006 Q1	January	24.4	
2006 Q2	April	9.8	16.2

PI VJ15c
 'Maintain the York Business Survey moving average Expected Turnover net Balance figure above 20% reflecting confidence in future turnover or sales levels among York firms'

The balance figure for the indicator is provided by subtracting the respondents 38.5 who said they expected their sales to fall from those who expected their sales to rise. 39.9 A Quarterly Moving Average figure is then calculated to smooth out some of the 38.6 seasonal up and down movements in the indicator. A proportion of respondents 37.7 will also remark that their position has not altered.

The most recent result is shown in bold text, with comparable quarters also highlighted

Business performance Performance Indicator

VJ15d

Turnover (Sales) Balance

Looking over past Quarter

Yr/Qtr	Surveyed	Balance	Quarterly Moving av.
2001 Q3	October	21.5	
2001 Q4	January	22.7	
2002 Q1	April	33.3	
2002 Q2	July	27.9	
2002 Q3	October	29.6	
2002 Q4	January	30.3	
2003 Q1	April	24.5	
2003 Q2	July	24.0	
2003 Q3	October	28.4	
2003 Q4	January	19.9	
2004 Q1	April	21.9	
2004 Q2	July	30.9	
2004 Q3	October	20.6	
2004 Q4	January	13.2	
2005 Q1	April	14.2	
2005 Q2	July	18.4	
2005 Q3	October	14.7	
2005 Q4	January	5.1	
2006 Q1	April	9.8	12.0

PI VJ15d
 'Maintain the York Business Survey moving average Turnover net Balance figure above 20% reflecting turnover or sales levels among York firms'

The balance figure for the indicator is provided by subtracting the respondents 26.4 who said their sales were falling from those who said their sales were rising. 28.4 A Quarterly Moving Average figure is then calculated to smooth out some of the 30.3 seasonal up and down movements in the indicator. A number of respondents 28.1 will also remark that their position has not altered.

The most recent result is shown in bold text, with comparable quarters also highlighted

Employment Balance Performance Indicator

VJ15e

**Employment
Looking over past
Yr/Qt Surveye**

**Quarterl
Balanc Moving**

PI	VJ15
Maintain a positive York Business Survey moving average Employment net	

2001	Octobe	6.5	
2001	Januar	2.8	
2002	April	-5.3	
2002	July	9.0	
2002	Octobe	5.9	
2002	Januar	14.8	
2003	April	3.8	
2003	July	12.0	
2003	Octobe	8.4	
2003	Januar	1.9	
2004	April	7.2	
2004	July	11.0	
2004	Octobe	14.6	
2004	Januar	12.5	
2005	April	12.5	
2005	July	14.6	
2005	Octobe	10.5	
2005	Januar	9.7	
2006	April	5.3	10.0

The balance figure for the indicator is provided by subtracting the 3.3 who said their employment levels were falling from those who said their employment 3.1 A Quarterly Moving Average figure is then calculated to smooth out 6.1 seasonal up and down movements in the indicator. A number of 8.4 will also remark that their position has not 9.1 9.8 6.5 The most recent result is shown in bold text, with comparable quarters

This page is intentionally left blank